

TelePatch[™]

Cardiac Monitor PM750

Regulatory and Compliance

For the *TelePatch* User Manual and more information, please visit medicompinc.com/telepatch/userinfo.

TelePatch[™] is intended for use as prescribed by a physician who wants to follow cardiac activity. *TelePatch* is not intended for diagnostic use. A physician must review and interpret ECG findings recorded during procedure.

About *TelePatch* Cardiac Monitor PM750

Notices, Cautions and Copyrights

Caution: Federal law restricts *TelePatch* cardiac monitor PM750 for sale by, or on the order of, a licensed medical practitioner. The data obtained from the Pendant is for the review by a physician. It is recommended that a physician overread the results.

This *TelePatch* cardiac monitor PM750 is not intended for use by users who are unable to activate the symptom button when they are experiencing a symptom. Users should be supervised if unable to activate the symptom button on their own.

TelePatch Cardiac Monitor PM750 is a product of Medicomp, Inc.

Medicomp, Inc. is the manufacturer and provider of *TelePatch* products and services. *TelePatch* is a trademark of Medicomp, Inc., ©2017 Medicomp, Inc. All rights reserved.

No part of this publication may be reproduced or distributed in any form or by any means without prior written permission from Medicomp, Inc.

Contact Us

Contact Medicomp, Inc., for any issues concerning the *TelePatch*[™] product such as:

- General questions about our product
- Product safety
- Safe disposal of component parts
- Return of product

Contact information

Medicomp, Inc.

600 Atlantis Rd.

Melbourne, FL 32904

Website: www.medicompinc.com

Email: info@medicompinc.com

Telephone: 800-234-3278

Fax: 321-676-2282

INDICATIONS FOR USE

The *TelePatch* Cardiac Monitor PM750, is a pager-sized, handheld or patient worn device designed specifically to record and transmit ambulatory ECG signals. The device is designated as Rx only, to be worn by infants to adults of all ages. The device can be worn for days or weeks, as it is intended for use by patients who are experiencing symptoms that are transient and infrequent in nature.

OVERVIEW

Users of the *TelePatch*[™] system should be able to activate the Symptom button unassisted or be supervised and assisted. The *TelePatch* system can be worn by users weighing less than 10kg. *TelePatch* is intended for use as prescribed by a physician who wants to follow cardiac activity. A physician must review and interpret ECG findings recorded during procedure. *TelePatch* is not intended for diagnostic use.

SAFETY SPECIFICATIONS AND COMPLIANCE

Contraindication

There are no potential adverse effects of the *TelePatch* Cardiac Monitor, PM750 on health.

Safety Classification

In accordance with IEC 60601-1 Third Edition Am 1: 2012:

- This equipment is designed to be operated with one 3.7v 440mAh 1.62Wh lithium ion battery, and under no circumstances shall power be supplied in any other manner.
- Type BF equipment.
- Rated for Continuous Operation.
- Ordinary Equipment. Enclosed equipment. The device is protected to IP55 as required by the standard.
- This equipment shall not be used in the presence of a flammable anesthetic mixture with air or with oxygen or nitrous oxide or flammable cleaning agents.

- Equipment with an Applied Part, specifically designed for applications where a Conductive Connection is made to the Patient, but not directly to the heart.
- The equipment requires no adjustment.
- Operating and Storage Humidity: 10% to 95%, non-condensing.
- Operating Temperature: 0°C to 45°C (32°F to 113°F).
- Storage Temperature: -15°C to 60°C (5°F to 140°F).
- *TelePatch*[™] System Shipment: Temperature limitation for shipment: -15°C to 60°C (5°F to 140°F).
- Atmospheric Pressure - Operating: 700 hPa to 1060 hPa.

The equipment contains no user-serviceable parts. It shall be serviced only by Medicomp, Inc., unauthorized repairs of the equipment will void the warranty.

Modifications

For continued safety, equipment should not be modified in any manner and must be used only as indicated.

Defibrillation

The external parts of the equipment may provide a source of the defibrillation voltage if it is not removed from the patient during defibrillation. Due to the small size of the unit and patient connectors, the cable or connector may break down and cause the defibrillation voltage to be shunted and make it less effective for the patient. The unit and cable **MUST** be removed prior to defibrillation.

System Safety

Additional equipment connected to medical electrical equipment must comply with the respective IEC or ISO standards (e.g., IEC 60950 for data processing equipment). Furthermore, all configurations shall comply with the requirements for medical electrical systems (see IEC 60601-1-1 or clause 16 of the 3Ed. of IEC 60601-1). Anybody connecting additional equipment to medical electrical equipment configures a medical system and is therefore responsible that the system complies with the requirements for medical electrical systems. Attention is drawn to the fact that local laws take priority over the above mentioned requirements. If in doubt, consult the Medicomp Customer/Patient Support Department.

WARNINGS

General

- Use the *TelePatch*™ system only with the leads, electrodes, and accessories recommended by Medicomp. Use of other accessories may adversely affect the performance of the device or may result in stronger electromagnetic emissions or reduce the electromagnetic immunity of *TelePatch* cardiac monitor PM750.
- Conductive parts of electrodes and associated connectors for type bf or cf applied parts, including neutral electrode, should not contact other conductive parts, including earth.
- Users who are wearing neurostimulating pendants cannot be set up while that device is turned on. The operation of these

pendants interferes with the *TelePatch*'s ability to acquire the ECG signal. If allowed these devices should be turned off while the patient is wearing *TelePatch*[™].

- Do not use *TelePatch* in combination with external cardiac defibrillators or high frequency surgical equipment.
- Portable and mobile RF communications equipment can affect medical electrical equipment. This Pendant should not be used adjacent to or stacked with other equipment.
- Load only 3.7v lithium ion batteries delivered in the *TelePatch* kit into the *TelePatch* cardiac monitor battery compartment.
- Lead failures are detected by a 10 mV peak, 50% duty cycle rectangular pulse, which is applied to each patient electrode connection through a 4.9Mohm resistor at a rate of 15 Hz with respect to the system ground.
- This is a prescribed medical device, not a toy, infants and children must be supervised.
- The *TelePatch* system can be used for infants weighing less than 10kg.
- Warning: choking hazard – adult supervision required
- In the event of a damaged Pendant, discontinue use and call Medicomp Patient Support: 877-996-5553, for return and replacement.

PROCEDURE INFORMATION AND CAUTIONS

1. *TelePatch*[™] system when wearing electrode patch

- Allow 15 minutes for skin to absorb the electrode gel, which may help procedure initiation errors from occurring.
- Unless otherwise instructed, wear the *TelePatch* continuously during normal daily activities.
- Turn the Pendant on before tapping “Start Procedure” on the Smartphone.
- Heavy exercise or other activities that expose *TelePatch* to moisture can affect patch adhesion duration. If a patch self-removes due to exercise or activity, clean the area as noted in the patient guide and apply a new patch.
- The Pendant and battery are not disposable. The Pendant should be removed from the cradle on the Electrode Patch and placed in the cradle of the fresh Electrode Patch, not discarded with removed Electrode Patch.
- The *TelePatch* Pendant should not be treated as household waste.
- Only the Electrode Patch should be discarded after use.
- Return *TelePatch* Pendant and all components in kit provided, to Medicomp, Inc., using the included postage-paid envelope.

1a. Showering or swimming with *TelePatch* system and Electrode Patch

- The *TelePatch* Pendant is WATER RESISTANT. You can shower with the *TelePatch* Pendant and Electrode Patch intact.

- *TelePatch*[™] Pendant and Electrode Patch are NOT waterproof, meaning the Pendant could cease to function if fully submerged in water for a period of time.
- Avoid swimming and full submersion into water while wearing *TelePatch*.

2. *TelePatch* System when using cable cradle

- Allow 15 minutes for skin to absorb the electrode gel, which may help procedure initiation errors from occurring.
- Turn the Pendant on before tapping “Start Procedure” on the Smartphone.
- If wearing *TelePatch* with a cable cradle and individual electrodes, it is recommended to place the Pendant in a pocket during exercise or other activities. If individual electrodes self-remove during activity, clean the areas and apply new electrodes. Avoid full immersion into water (pools, hot tubs, open water swimming).
- Breakaway lanyard is not to be worn while sleeping.
- Children wearing Pendants must be supervised by adults.
- People working with machinery or working in environments where loose hanging rope-like objects can pose a potential threat or harm to themselves and/or the machinery are advised to carry the cable cradle with Pendant in pocket.
- The *TelePatch* Pendant should not be treated as household waste.
- Return the *TelePatch* Pendant, and all components in the kit provided, to Medicomp, Inc., using the included postage-paid envelope.

2a. Showering or swimming with *TelePatch*[™] system and cable cradle

- The cable cradle and Pendant should NOT be worn in the shower.
- Water will not affect the individual electrodes; do not remove them before showering if they are still firmly attached to the skin. If an individual electrode self-removes in shower, prepare the areas and apply new electrodes.
- If showering with electrodes, gently pat them dry with a towel before reconnecting the lead wires to the electrodes.
- If swimming, remove Cable, Cable Cradle and Pendant before submerging into water. User may leave electrodes on if they are still firmly attached to the skin.

3. Smartphone/Handset

- Turn the Pendant on before tapping “Start Procedure” on the Smartphone as the Smartphone will immediately launch a process that will start communication to the Pendant via Bluetooth technology. If the Pendant is not turned on at that time, the Smartphone will not be able to identify the Pendant.
- Make sure wall outlet is not controlled by a light switch.
- Charger cord must not be obstructed by furniture or large objects and remain accessible to disconnect from wall outlet easily, as needed.
- Smartphone is powered by the charger cord once charger cord is plugged into both Smartphone and wall outlet.

- When charging is complete, unplug the charger cord from the power outlet and the Smartphone.
- Unplug the charger cord from the Smartphone before placing Smartphone in pocket or purse/briefcase.
- DO NOT wear the Smartphone while the charger cord is attached to the Smartphone.

4. BATTERY

- Pendant battery needs to be changed about every seven (7) days
- It is very important to turn the Pendant off before removing and loading battery, otherwise data may be lost. Reminder: the power button is located on the face of the Pendant, below the symptom button.

5. BATTERY CHARGER

- Battery charger is powered by the charger cord once the charger cord is plugged into the battery charger and a working wall outlet.
- Make sure the wall outlet is not controlled by a light switch.
- Charger cord must not be obstructed by furniture or large objects and remain accessible to disconnect from wall outlet easily, as needed.
- Battery charger light will be flashing amber or orange while battery is charging.
- Battery charger light will be steady green when battery is fully charged.
- Battery charger light may flash red when battery is not installed in charger properly.

- If battery charger has no light indication lit next to cable plug, verify charger cord is plugged into battery charger and power outlet properly.
- If battery charger has no light indication lit next to cable plug, verify battery is placed in charger properly.
- When charging is complete, unplug the charger cord from the power outlet and the battery charger.

ADVERSE REACTIONS

In the event of irritation to the Electrode Patch or individual electrodes that is worse than minor itching, consult your physician.

Adverse reactions could include:

- Signs of significant irritation where the electrode(s) is in contact with the skin.
- Any other unanticipated reaction to the adhesive or electrode gel.

Users may also contact Medicomp to discuss alternatives.

COMPLIANCE

Safety Classification

In accordance with IEC 60601-1 Third Edition Am 1:2012 :

Conformance to Standards – non-clinical testing demonstrated conformance to voluntary safety IEC 60601-1 and to IEC 60601-1-2-2001 Class B

Medicomp's Quality System conforms to 21 CFR 820 and ISO 13485:2003

Radio Frequency Regulatory Compliance

Conformance to Standards

Non-clinical testing demonstrated conformance to voluntary safety IEC 60601-1 and to IEC 60601-1-2-2001 Class B

Medicomp's Quality System conforms to 21 CFR 820 and ISO 13485:2003

This Pendant contains transmitter module FCC ID:

Model Name: TAS0000700

FCC ID: 2AGDTPM750

IC account number/IC company number: 21061-PM750

CAN ICES-3 (B)/NMB-3(B)

This Pendant complies with part 15 of the FCC Rules. Operation is subject to the following two conditions: (1) This Pendant may not cause harmful interference, and (2) this Pendant must accept any interference received, including interference that may cause undesired operation.

Part 15 Clause 15.105

Note: This equipment has been tested and found to comply with the limits for a Class B digital Pendant, pursuant to part 15 of the FCC Rules. These limits are designed to provide reasonable protection against harmful interference in a residential installation. This equipment generates uses and can radiate radio frequency energy and, if not installed and used in accordance with the instructions, may cause harmful interference to radio communications. However, there is no guarantee that interference will not occur in a particular installation. If this equipment does cause harmful interference to radio or television reception, which can be determined by turning the equipment off and on, the user is encouraged to try to correct the interference by one or more of the following measures:

- Reorient or relocate the receiving antenna.
- Increase the separation between the equipment and receiver.
- Connect the equipment into an outlet on a circuit different from that to which the receiver is connected.
- Consult the dealer or an experienced radio/TV technician for help.

Part 15 Clause 15.21

Changes or modifications not expressly approved by the party responsible for compliance could void the user's authority to operate the equipment

This Pendant complies with Industry Canada license-exempt RSS standard(s). Operation is subject to the following two conditions: (1) this Pendant may not cause interference, and (2) this Pendant must accept any interference, including interference that may cause undesired operation of the Pendant.

Le présent appareil est conforme aux CNR d'Industrie Canada applicables aux appareils radio exempts de licence. L'exploitation est autorisée aux deux conditions suivantes: (1) l'appareil ne doit pas produire de brouillage, et (2) l'utilisateur de l'appareil doit accepter tout brouillage radioélectrique subi, même si le brouillage est susceptible d'en compromettre le fonctionnement.

Under Industry Canada regulations, this radio transmitter may only operate using an antenna of a type and maximum (or lesser) gain approved for the transmitter by Industry Canada. To reduce potential radio interference to other users, the antenna type and its gain should be so chosen that the equivalent isotropically radiated power (e.i.r.p.) is not more than that necessary for successful communication.

Conformément à la réglementation d'Industrie Canada, le présent émetteur radio peut fonctionner avec une antenne d'un type et d'un gain maximal (ou inférieur) approuvé pour l'émetteur par Industrie Canada. Dans le but de réduire les risques de brouillage radioélectrique à l'intention des autres utilisateurs, il faut choisir le type d'antenne et son gain de sorte que la puissance isotrope rayonnée équivalente (p.i.r.e.) ne dépasse pas l'intensité nécessaire à l'établissement d'une communication satisfaisante.

PENDANT SPECIFICATIONS

Technical Features

Single button operation	Records symptomatic ECG
-------------------------	-------------------------

Memory Characteristics

ECG Channels	1 and 2 Channel
Memory Card, Micro SD	4GB

Electrical Characteristics

Frequency Response	0.05Hz to 100 Hz
Input Impedance	≥ 10.0 Mohm
Differential Range	+/- 5.0mV A/D
Sampling Rate	250 samples/second
Resolution	12 bits

Physical Characteristics

Dimensions	58mm x 38.5mm x 15.5mm
Weight	37.5g (Pendant only)

Power Requirements




Battery Type	1 Lithium Ion (rechargeable), 1 Coin cell (int.)
Battery Life	7 days, typical usage








Environmental Durability




Pendant Waterproof Specification	IP55
----------------------------------	------





EXPLANATION OF MARKINGS

Equipment markings and caution labels are important for safe and reliable use; they must not be removed. The following symbols are used in this user manual, patch packaging, lithium ion battery or the Pendant label. They may also appear on an accessory or accessory packaging.

Symbol	Location	Description
	Pendant, Lanyard	Operating instructions
	Pendant	This symbol indicates type BF equipment classified in accordance with IEC Publication IEC 60417-5333 Safety of medical electrical equipment. Type BF equipment: equipment with isolated patient connections, connections not defibrillation-proof.
	Pendant	Serial Number
IP55	Pendant	This symbol indicates Ingress protection- Solids: 5 – Ingress of dust is not entirely prevented, but it must not enter in sufficient quantity to interfere with the satisfactory operation of the equipment; complete protection against contact. Liquids: 5 - Water projected by a nozzle (6.3mm) against enclosure from any direction shall have no harmful effects.

	Pendant	<p>This symbol informs the user that the respectively labeled component is not to be disposed of in the trash.</p> <p>Users should properly dispose of components through Medicomp, Inc., please contact Medicomp for information on how to return item for recycling.</p>
	Patch	Prescription Required
	Patch	Caution, consult accompanying documents
	Patch	Do not reuse. This is a single-use item
	Patch	Batch code of product
	Patch	Use by date indicated
	Patch	Catalog Number/Part Number

	<p>Pendant. Lithium Ion Battery</p>	<p>The WEEE logo on this product indicates that this product must not be disposed of with standard waste but rather recycled. Please contact Medicomp, Inc., for more information on proper component disposal.</p> <p>RoHS Compliance</p> <p>This product is in compliance with Directive 2002/95/ EC of the European Parliament and of the Council of 27 January 2003, on the restriction of the use of certain hazardous substances in electrical and electronic equipment (RoHS) and its amendments.</p>
	<p>Lithium Ion Battery</p>	<p>Item is recyclable.</p> <p>Users should properly dispose of components through Medicomp, Inc., please contact Medicomp for information on how to return item for recycling.</p>
<p>REACH</p>	<p>Lithium Ion Battery</p>	<p>EU regulation of chemicals and safe use: Registration, Evaluation, Authorization and Restriction of Chemical substances. Component substances are REACH approved.</p>
	<p>Lead Wire packaging</p>	<p>Lead wires comply with the Performance Standard for electrode lead wires</p>

 <p>Pb-Free</p>	Lithium Ion Battery	Product is lead free. Component and Assembly Pb content shall be less than 0.1% by weight of the device (in accordance with IPC/EIA J-STD-006) and shall not be intentionally introduced.
	Lithium Ion Battery	<p>Item must not be disposed of as normal household waste, but be separately collected and recycled.</p> <p>Users should properly dispose of components through Medicomp, Inc., please contact Medicomp for information on how to return item for recycling.</p>
	Lithium Ion Battery	Do not incinerate.
	Shipping packaging	Temperature limitation for shipment of system is -15°C to 60°C (5°F to 140°F).



Medical electrical equipment needs special precautions regarding EMC and needs to be installed and put into service according to the EMC information provided in this manual.



Use the *TelePatch*TM system only with the leads, electrodes, and accessories recommended by Medicomp. Use of other accessories may adversely affect the performance of the device or may result in stronger electromagnetic emissions or reduce the electromagnetic immunity of *TelePatch* Cardiac Monitor PM750.

Guidance and Manufacturer's Declaration - Electromagnetic Emissions

The PM750 is intended for use in the electromagnetic environment specified below.

Emissions Test	Compliance	Electromagnetic Environment Guidance
RF emissions CISPR 11	Group 1	The PM750 uses RF energy only for its internal function. Therefore, its RF emissions are very low and are not likely to cause any interference in nearby electronic equipment.
RF emissions CISPR 11	Class B	The PM750 is suitable for use in all establishments, including domestic establishments and those directly connected to the public low-voltage power supply network that supplies buildings used for domestic purposes
Harmonic emissions IEC 61000-3-2	Not Applicable	
Voltage Fluctuations / flicker emissions IEC 61000-3-3	Not Applicable	

Guidance and Manufacturer's Declaration - Electromagnetic Immunity

The PM750 is intended for use in the electromagnetic environment specified below. The customer or user of the PM750 should assure that it is used in such an environment.

Immunity Standards per 60601-1-2 :2014 (Home Healthcare Environmental) and ETSI EN301 489-1 V1.9.2 (2011-09)

Immunity Test	IEC 60601 Test Level/Limits	Compliance Limits	Compliance Level
Electrostatic discharge (ESD) IEC 61000-4-2	2kV,4kV,6kV 8kV (+/-) Contact 2kV,4kV,8kV, 15kV (+/-) AIR	2kV,4kV,6kV 8kV (+/-) Contact 2kV,4kV,8kV, 15kV (+/-) AIR	2kV,4kV,6kV 8kV (+/-) Contact 2kV,4kV,8kV, 15kV (+/-) AIR
Electrical fast transient /burst IEC 61000-4-4	±2.0kV AC/DC Mains ±1kV Signal and Control Lines	±2.0kV AC/DC Mains ±1kV Signal and Control Lines	±2.0kV AC/DC Mains ±1kV Signal and Control Lines
Voltage Dips, short interruptions and voltage variations on power supply input lines IEC 61000-4-11	70% of Vnom, 25 cycles at 0deg 0% of Vnom, 0.5cycles at 0deg, 45deg, 90deg, 180deg, 225deg, 270deg, 315deg 0% of Vnom, 1.0 cycles at 0deg 0% of Vnom cycles at 0deg	70% of Vnom, 25 cycles at 0deg 0% of Vnom, 0.5cycles at 0deg, 45deg, 90deg, 180deg, 225deg, 270deg, 315deg 0% of Vnom, 1.0 cycles at 0deg 0% of Vnom cycles at 0deg	70% of Vnom, 25 cycles at 0deg 0% of Vnom, 0.5cycles at 0deg, 45deg, 90deg, 180deg, 225deg, 270deg, 315deg 0% of Vnom, 1.0 cycles at 0deg 0% of Vnom cycles at 0deg
Power frequency (50/60 Hz) magnetic field IEC 61000-4-8	30 A/m (Both 50Hz, 60Hz)	30 A/m (Both 50Hz, 60Hz)	30 A/m (Both 50Hz, 60Hz)

NOTE: EUT PM750 Pendant shuts down between +/-8 and 15kV Air Discharge. It is recommended that you restart the device (wait 30 seconds after power down) upon occurrence of this event.

Guidance and Manufacturer's Declaration - Electromagnetic Immunity

The PM750 is intended for use in the electromagnetic environment specified below. The customer or user of the PM750 should assure that it is used in such an environment.

Immunity Standards per 60601-1-2 :2014 (Home Healthcare Environmental) and ETSI EN301 489-1 V1.9.2 (2011-09)

Immunity Test	IEC 60601 Test Level/Limits	Compliance Limits	Compliance Level
Conducted RF IEC 61000-4-6	3Vrms 150kHz to 80MHz, 80% AM 1kHz	3Vrms 150kHz to 80MHz, 80% AM 1kHz	3Vrms 150kHz to 80MHz, 80% AM 1kHz
Radio Frequency Electromagnetic Field Amplitude 61000-4-3	10 V/m, 80 MHz to 2.7 GHz, 80% AM 1kHz	10 V/m, 80 MHz to 2.7 GHz, 80% AM 1kHz	10 V/m, 80 MHz to 2.7 GHz, 80% AM 1kHz
Radiated RF IEC 61000-4-3	385MHz: 27V/m @ 18Hz pulse modulation 450MHz: 28V/m @ FM modulation 710MHz, 745MHz, 780MHz: 9V/m @ 217 Hz pulse modulation 810MHz, 870MHz, 930MHz: 28V/m @ 18Hz Pulse modulation 1720MHz, 1845MHz, 1970MHz: 28V/m @ 217 Hz Pulse Modulation 2450MHz: 28V/m @ 217Hz Pulse modulation 5240MHz, 5500MHz, 5785MHz: 9V/m @ 217 Hz Pulse modulation	385MHz: 27V/m @ 18Hz pulse modulation 450MHz: 28V/m @ FM modulation 710MHz, 745MHz, 780MHz: 9V/m @ 217 Hz pulse modulation 810MHz, 870MHz, 930MHz: 28V/m @ 18Hz Pulse modulation 1720MHz, 1845MHz, 1970MHz: 28V/m @ 217 Hz Pulse Modulation 2450MHz: 28V/m @ 217Hz Pulse modulation 5240MHz, 5500MHz, 5785MHz: 9V/m @ 217 Hz Pulse modulation	385MHz: 27V/m @ 18Hz pulse modulation 450MHz: 28V/m @ FM modulation 710MHz, 745MHz, 780MHz: 9V/m @ 217 Hz pulse modulation 810MHz, 870MHz, 930MHz: 28V/m @ 18Hz Pulse modulation 1720MHz, 1845MHz, 1970MHz: 28V/m @ 217 Hz Pulse Modulation 2450MHz: 28V/m @ 217Hz Pulse modulation 5240MHz, 5500MHz, 5785MHz: 9V/m @ 217 Hz Pulse modulation

Recommended separation distances between portable and mobile RF communications equipment and the PM750

The PM750 is intended for use in an electromagnetic environment in which radiated RF disturbances are controlled. The customer or the user of PM750 can help prevent electromagnetic interference by maintaining a minimum distance between portable and mobile RF communications equipment (transmitters) and the PM750 as recommended below, according to the maximum output power of the communications equipment.

Rated maximum output of transmitter (W)	<i>Separation distance according to frequency of transmitter</i>		
	150 kHz to 80 MHz $d = 1.167\sqrt{P}$	80 MHz to 800 MHz $d = 1.167\sqrt{P}$	800 MHz to 2.5 GHz $d = 2.333\sqrt{P}$
0.01	0.12	0.12	0.23
0.1	0.37	0.37	0.74
1	1.2	1.2	2.3
10	3.7	3.7	7.4
100	12	12	23

For transmitters rated at a maximum output power not listed above, the recommended separation distance (d) in meters (m) can be estimated using the equation applicable to the frequency of the transmitter, where P is the maximum output power rating of the transmitter in watts (W) according to the transmitter manufacturer.

NOTE 1: - At 80 MHz and 800 MHz, the separation distance for the higher frequency range applies.

NOTE 2: - These guidelines may not apply in all situations. Electromagnetic propagation is affected by absorption and reflection from structures, objects and people.